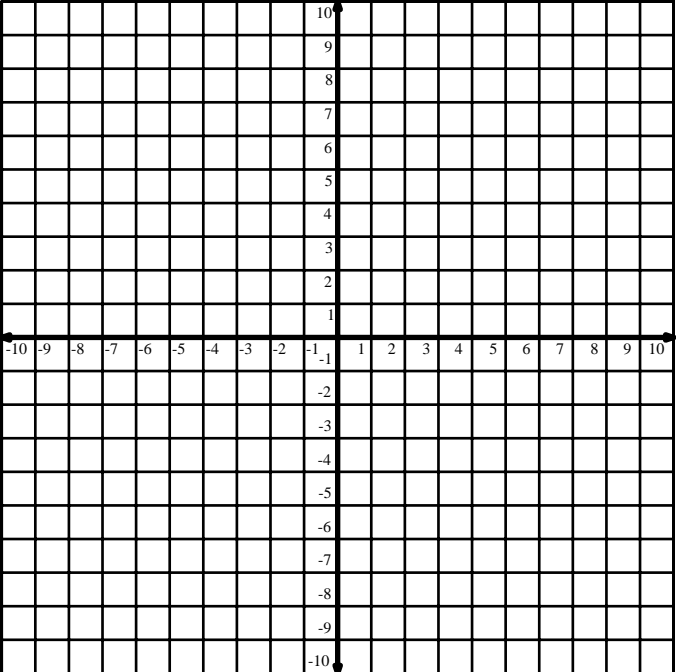


Name: _____ Date: _____

Parallel & Perpendicular

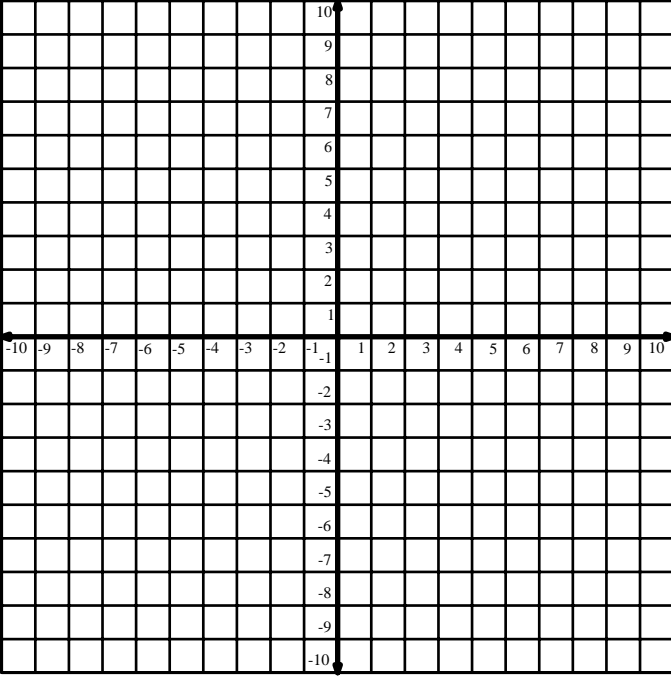
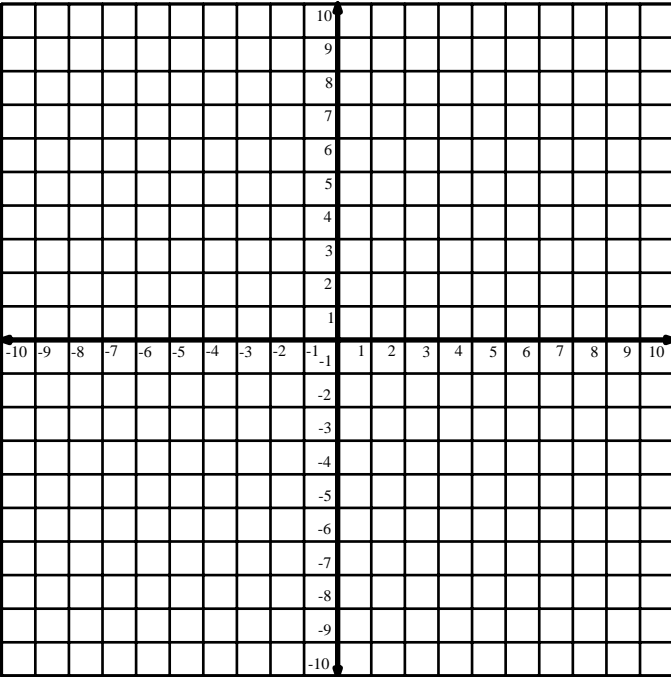
1. Find the slope of the line that is parallel to the line $y = \frac{2}{3}x + 1$ _____
2. Find the slope of the line that is perpendicular to the line $y = \frac{2}{3}x + 1$ _____

Graph the given line and the line that is parallel to the given line and through the given point

3. $y = \frac{1}{4}x + 2$ (2, -3)	slope: _____	
--------------------------------------	--------------	---

Name _____

Parallel & Perpendicular

4. $y = \frac{-3}{2}x - 3$ (1, 5)	slope: _____	
5. $y = \frac{-3}{8}x + 3$ (-1, -2)	slope: _____	

Name _____

Parallel & Perpendicular

6. $y = \frac{3}{4}x - 5$ $(-2, 2)$	slope: _____	
--	--------------	--

Graph the given line and the line that is perpendicular to the given line and through the given point

7. $y = \frac{1}{4}x + 2$ $(2, -3)$	slope: _____	
--	--------------	--

Name _____

Parallel & Perpendicular

<p>8. $y = \frac{-3}{2}x - 3$ (1, 5)</p>	<p>slope: _____</p>	
<p>9. $y = \frac{-3}{8}x + 3$ (-1, -2)</p>	<p>slope: _____</p>	